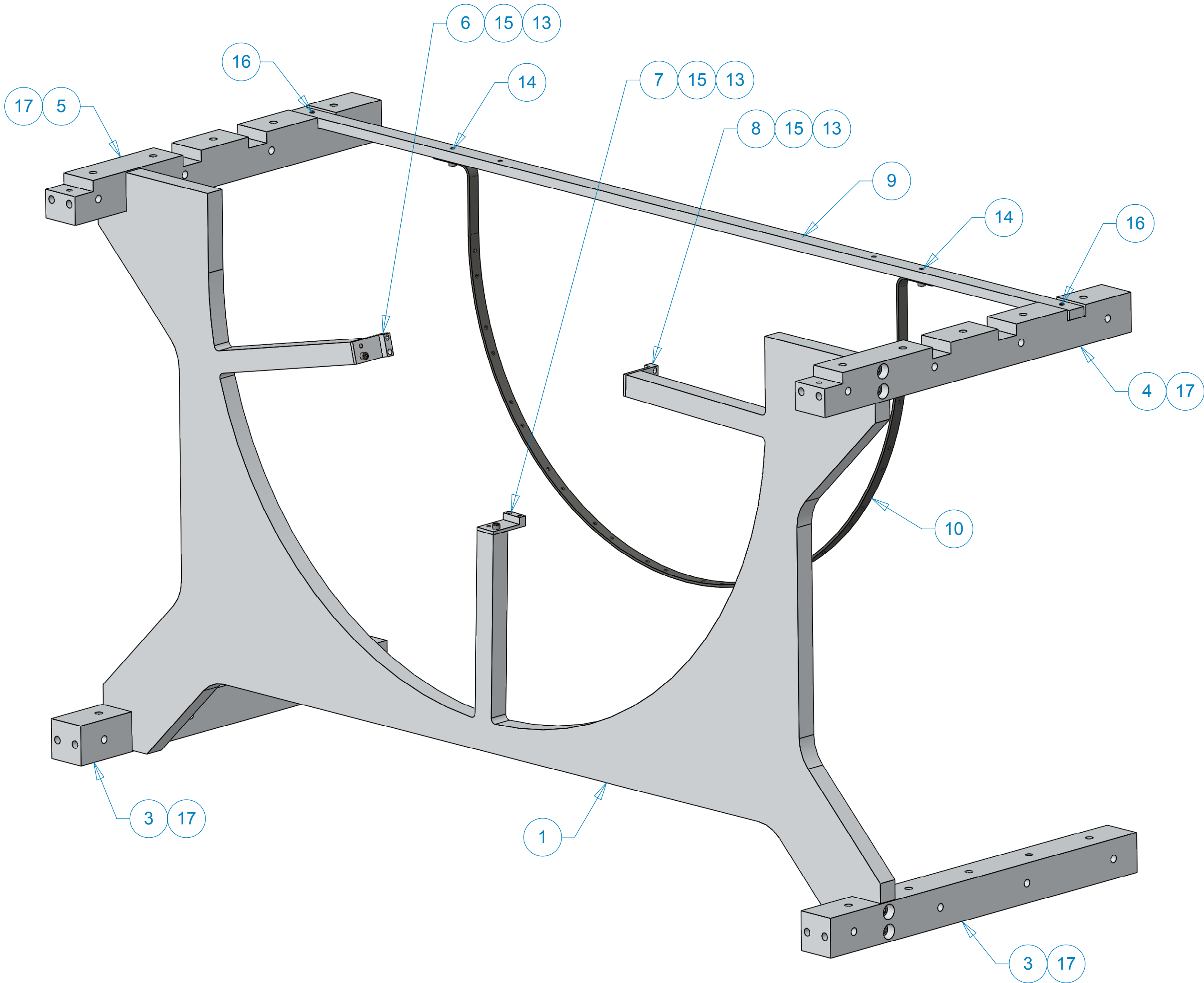


87654321

REVISIONS			
REV	DESCRIPTION	DATE	APPROVED



-1 DISK 1

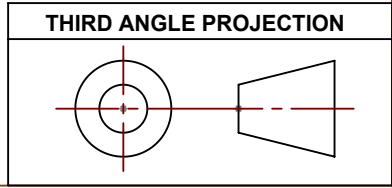
PARTS LIST							
ITEM NO.	Disk 1 QTY.	Disk 2 QTY.	Disk 3 QTY.	Disk 4 QTY.	PART NO.	DESCRIPTION	MATERIAL
1	1	-	-	-	111-PHX-02-5222-1	Disk 1 Assembly Stand Central Plate	
2	-	1	1	1	111-PHX-02-5223-1	Disk 2, 3 & 4 Assembly Stand Central Plate	
3	2	2	2	2	111-PHX-02-5224-1	Disk Assembly Stand Leg 1	
4	1	1	1	1	111-PHX-02-5225-1	Disk Assembly Stand Leg 2	
5	1	1	1	1	111-PHX-02-5225-2	Disk Assembly Stand Leg 3	
6	1	1	1	1	111-PHX-02-5226-1	Disk Assembly Stand Retainer 1	
7	1	1	1	1	111-PHX-02-5226-3	Disk Assembly Stand Retainer 2	
8	1	1	1	1	111-PHX-02-5226-5	Disk Assembly Stand Retainer 3	
9	1	1	1	-	111-PHX-02-5227-1	Extension Cable Support Hoop Bar	
10	1	-	-	-	111-PHX-02-5228-1	Station 1 Extension Cable Support Hoop	
11	-	1	-	-	111-PHX-02-5229-1	Station 2 Extension Cable Support Hoop	
12	-	-	1	-	111-PHX-02-5230-1	Station 3 Extension Cable Support Hoop	
13	3	3	3	3		Parallel Pin, 2.500mm X 8 lg	SST
14	2	2	2	-		Soc Hd Cap Screw, #4-40 UNC-2A X 5/16"lg	SST
15	3	3	3	3		Soc Hd Cap Screw, #4-40 UNC-2A X 7/16"lg	SST
16	2	2	2	-		Soc Hd Cap Screw, #4-40 UNC-2A X 1.0"lg	SST
17	8	8	8	8		Soc Hd Cap Screw, #10-24 UNC-2A X 1.0"lg	SST

NOTES: UNLESS OTHER WISE SPECIFIED

- ALL DIMENSIONS IN MILLIMETERS
- DIMENSIONS AND TOLERANCING PER ASME Y14.5M-1994
- PART NUMBER (DRAWING NO., DASH NO., REVISION NO., SERIAL NO.) TO BE CLEARLY MARKED ON THE PACKAGING BAG OR PART ITSELF.

PRELIMINARY  
NOT FOR  
PRODUCTION

THIS DOCUMENT CONTAINS INFORMATION THAT IS THE PROPRIETARY PROPERTY OF HYTEC, INC.  
REPRODUCTION, DISCLOSURE, OR RELEASE TO OTHERS, MANUALLY OR ELECTRONICALLY,  
IS STRICTLY PROHIBITED WITHOUT THE PRIOR WRITTEN CONSENT OF HYTEC, INC.



UNLESS OTHERWISE SPECIFIED: DIMENSIONS ARE IN MILLIMETERS -TOLERANCES-		CAD GENERATED DRAWING, DO NOT MANUALLY UPDATE DO NOT SCALE DRAWING		<b>HYTEC, INC</b>	
DECIMALS X = +/- .5 .X = +/- .1 .XX = +/- .01 .XXX = +/- .001	ANGULAR .X = +/- 30° .XX = +/- 15° SURFACE FINISH = 250	FINISH		TITLE PHENIX CENTRAL UPGRADE FVTX SYSTEM STATION ASSEMBLY STANDS	
PART NO. 111-PHX-01-5221-1		Designer	Roar L. Smith	DATE	4/5/2010
		Drawn	Roar L. Smith		
		Checked			
		Engineer	RJ Ponchione	4/5/2010	
		Approved			
		DWG. NO.	111-PHX-01-5221		SIZE D
		SCALE 1:2			SHEET NO. 1 of 4
				REVISION	

8

7

6

5

4

3

2

1

D

C

B

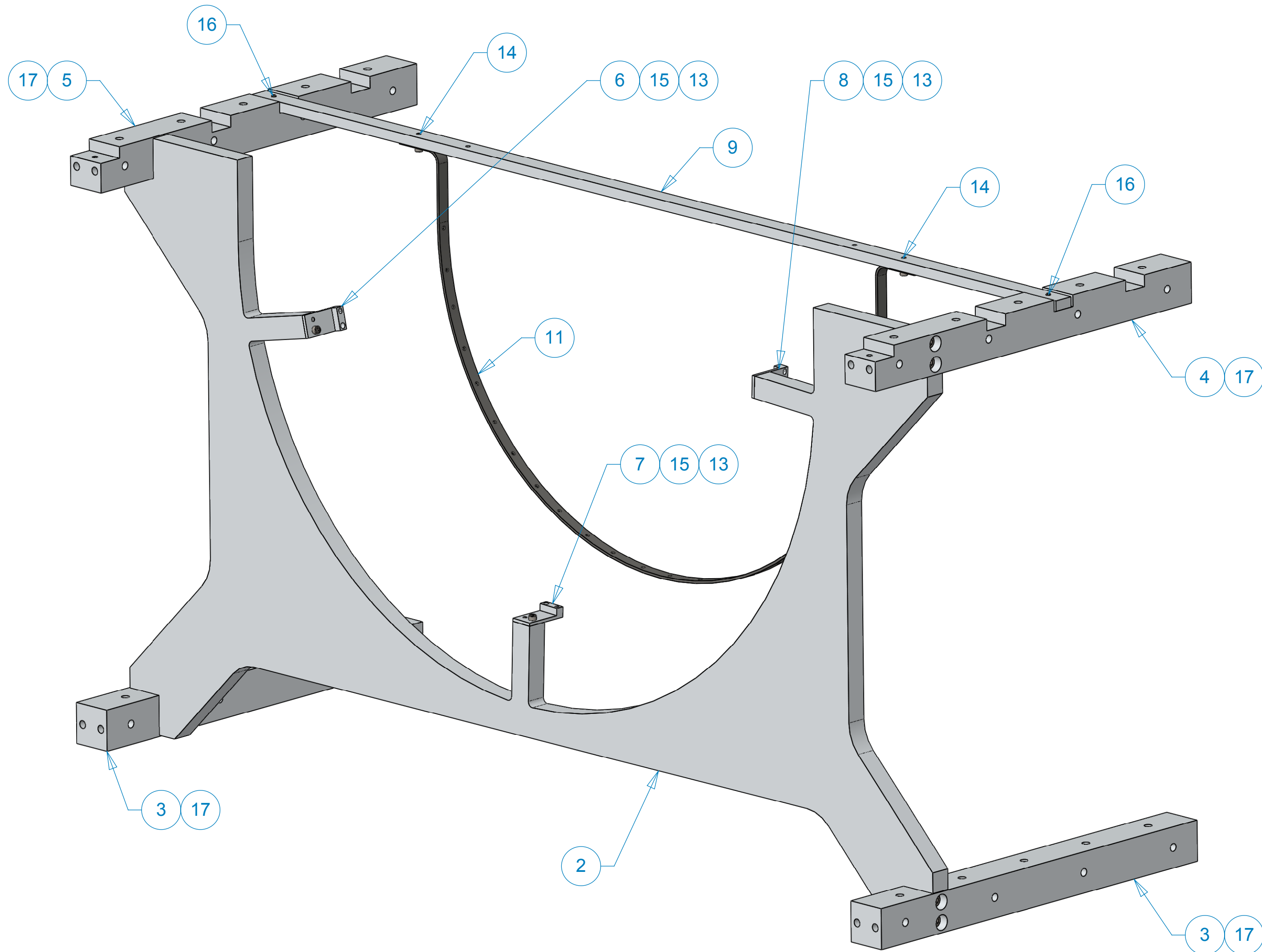
A

D

C

B

A

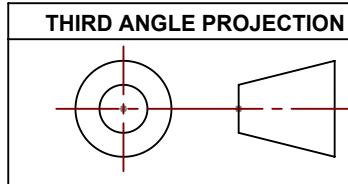


-3

DISK 2

**PRELIMINARY  
NOT FOR  
PRODUCTION**

THIS DOCUMENT CONTAINS INFORMATION THAT IS THE PROPRIETARY PROPERTY OF HYTEC, INC.  
REPRODUCTION, DISCLOSURE, OR RELEASE TO OTHERS, MANUALLY OR ELECTRONICALLY,  
IS STRICTLY PROHIBITED WITHOUT THE PRIOR WRITTEN CONSENT OF HYTEC, INC.



UNLESS OTHERWISE SPECIFIED: DIMENSIONS ARE IN MILLIMETERS -TOLERANCES-		CAD GENERATED DRAWING, DO NOT MANUALLY UPDATE DO NOT SCALE DRAWING		<b>HYTEC, INC</b>	
DECIMALS X = +/- .5 .X = +/- .1 .XX = +/- .01 .XXX = +/- .001		ANGULAR .X = +/- 30° .XX = +/- 15° SURFACE FINISH = 250		TITLE <b>PHENIX CENTRAL UPGRADE FVTX SYSTEM STATION ASSEMBLY STANDS</b>	
FINISH		Designer	Signature	DATE	DWG. NO. <b>111-PHX-01-5221</b>
PART NO. <b>111-PHX-01-5221-1</b>		Drawn	Roger L. Smith	4/5/2010	
		Checked			
		Engineer	RJ Ponchione	4/5/2010	
		Approved			SCALE 1:2
				REVISION	SHEET NO. <b>D 2 of 4</b>

8

7

6

5

4

3

2

1

8

7

6

5

4

3

2

1

D

C

B

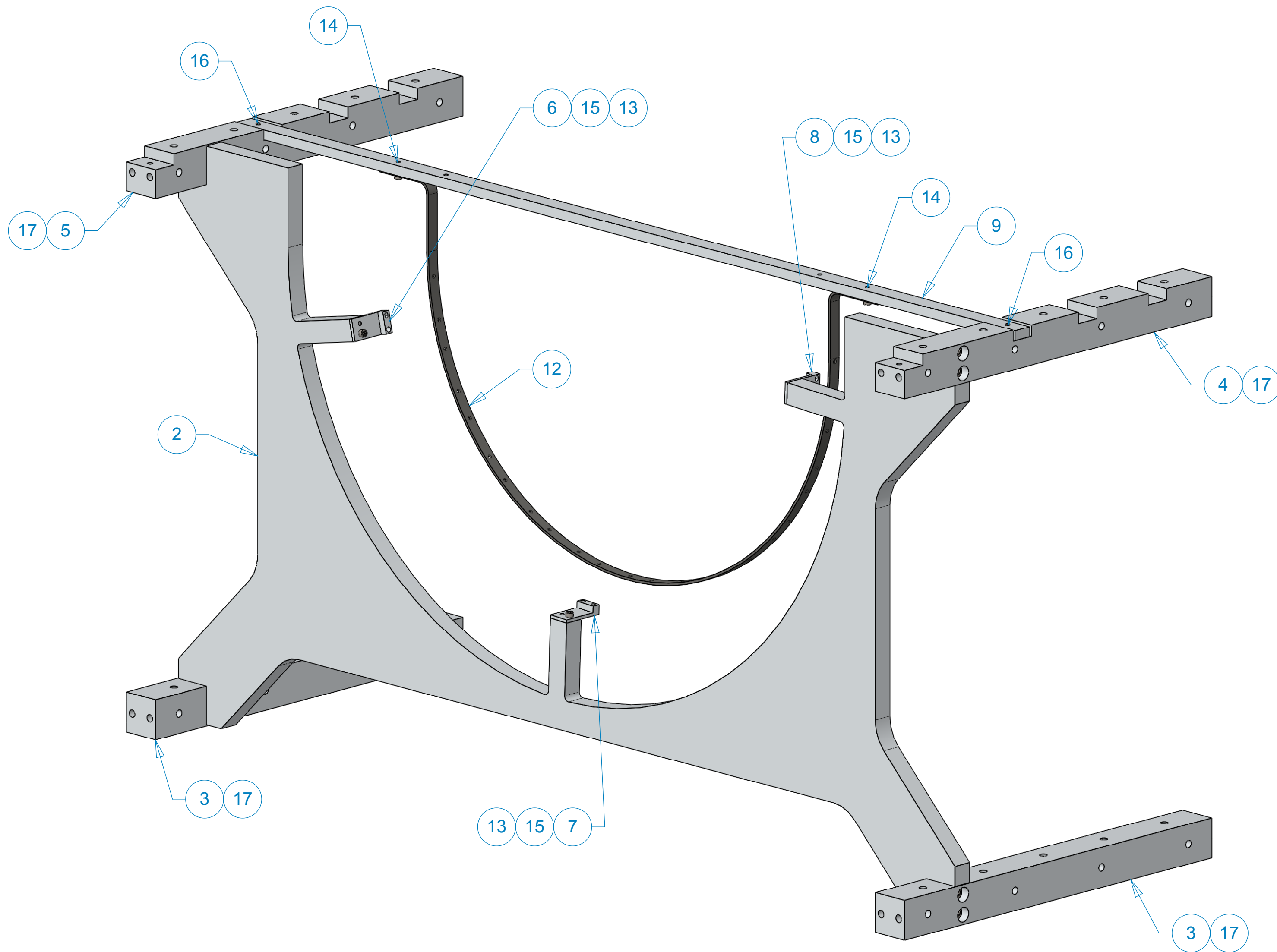
A

D

C

B

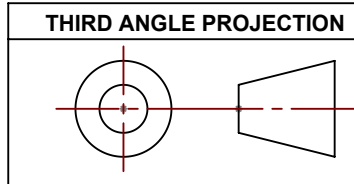
A



-5 DISK 3

**PRELIMINARY  
NOT FOR  
PRODUCTION**

THIS DOCUMENT CONTAINS INFORMATION THAT IS THE PROPRIETARY PROPERTY OF HYTEC, INC.  
REPRODUCTION, DISCLOSURE, OR RELEASE TO OTHERS, MANUALLY OR ELECTRONICALLY,  
IS STRICTLY PROHIBITED WITHOUT THE PRIOR WRITTEN CONSENT OF HYTEC, INC.



UNLESS OTHERWISE SPECIFIED: DIMENSIONS ARE IN MILLIMETERS -TOLERANCES-		CAD GENERATED DRAWING, DO NOT MANUALLY UPDATE DO NOT SCALE DRAWING		<b>HYTEC, INC</b>	
DECIMALS X = +/- .5 .X = +/- .1 .XX = +/- .01 .XXX = +/- .001	ANGULAR .X = +/- 30° .XX = +/- 15° SURFACE FINISH = 250			TITLE <b>PHENIX CENTRAL UPGRADE FVTX SYSTEM STATION ASSEMBLY STANDS</b>	
FINISH			SIGNATURE	DATE	
		Designer	Roger L. Smith	4/5/2010	
		Drawn	Roger L. Smith	4/5/2010	
		Checked			
		Engineer	RJ Ponchione	4/5/2010	
		Approved			
PART NO. <b>111-PHX-01-5221-1</b>		DWG. NO.	111-PHX-01-5221	SIZE <b>D</b>	SHEET NO. <b>3 of 4</b>
		SCALE	1:2	REVISION	

8

7

6

5

4

3

2

1

8

7

6

5

4

3

2

1

D

C

B

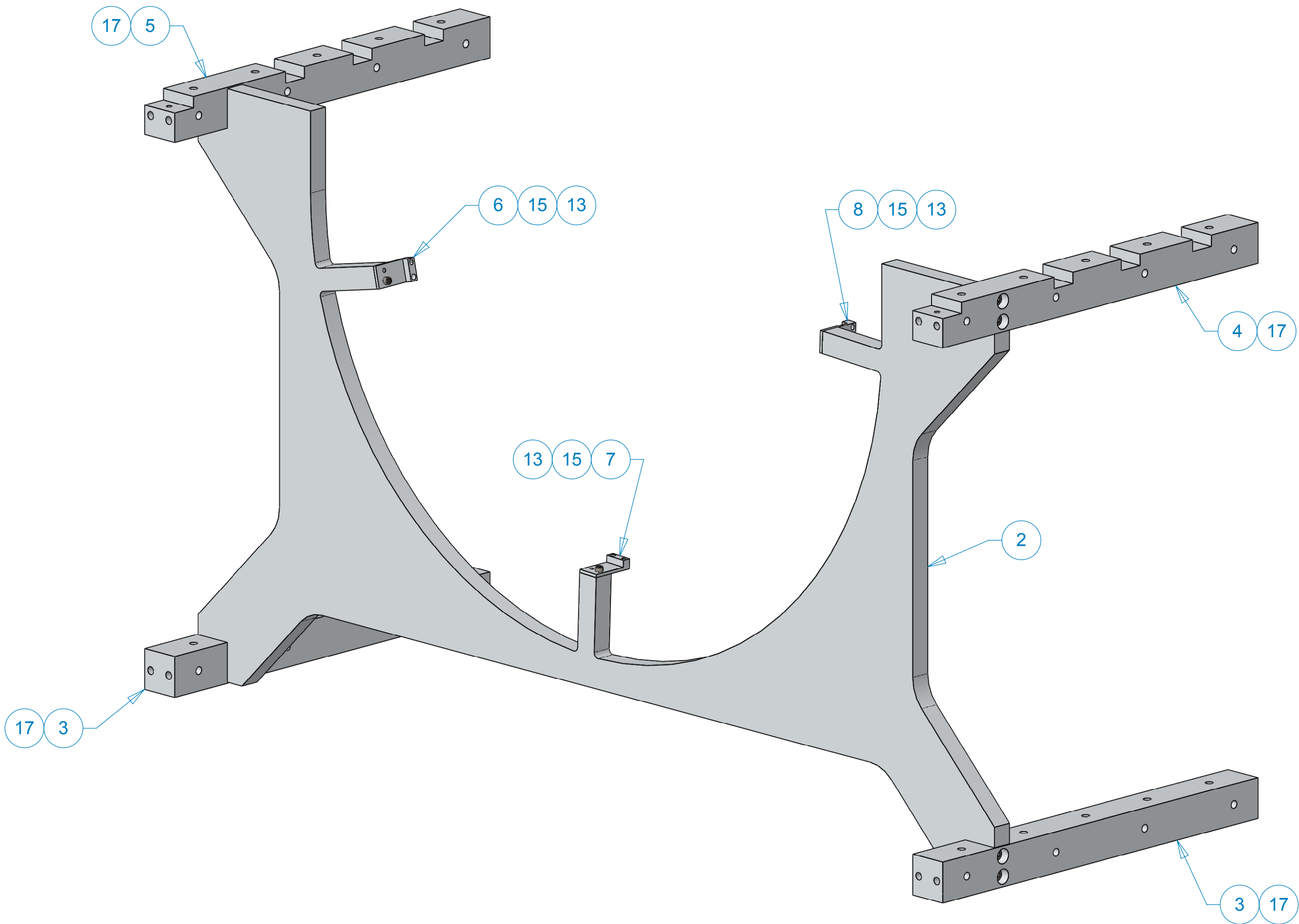
A

D

C

B

A

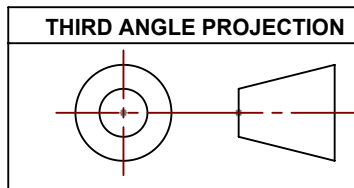


-7

DISK 4

**PRELIMINARY  
NOT FOR  
PRODUCTION**

THIS DOCUMENT CONTAINS INFORMATION THAT IS THE PROPRIETARY PROPERTY OF HYTEC, INC.  
REPRODUCTION, DISCLOSURE, OR RELEASE TO OTHERS, MANUALLY OR ELECTRONICALLY,  
IS STRICTLY PROHIBITED WITHOUT THE PRIOR WRITTEN CONSENT OF HYTEC, INC.



UNLESS OTHERWISE SPECIFIED: DIMENSIONS ARE IN MILLIMETERS -TOLERANCES-		CAD GENERATED DRAWING, DO NOT MANUALLY UPDATE DO NOT SCALE DRAWING		<b>HYTEC, INC</b>	
DECIMALS X = +/- .5 .X = +/- .1 .XX = +/- .01 .XXX = +/- .001	ANGULAR .X = +/- 30° .XX = +/- 15° SURFACE FINISH = 250			TITLE PHENIX CENTRAL UPGRADE FVTX SYSTEM STATION ASSEMBLY STANDS	
FINISH			SIGNATURE	DATE	
		Designer	Roger L. Smith	4/5/2010	
		Drawn	Roger L. Smith	4/5/2010	
		Checked			
		Engineer	RJ Ponchione	4/5/2010	
		Approved			
PART NO. 111-PHX-01-5221-1		DWG. NO. 111-PHX-01-5221		SIZE D	SHEET NO. 4 of 4
		SCALE 1:2		REVISION	